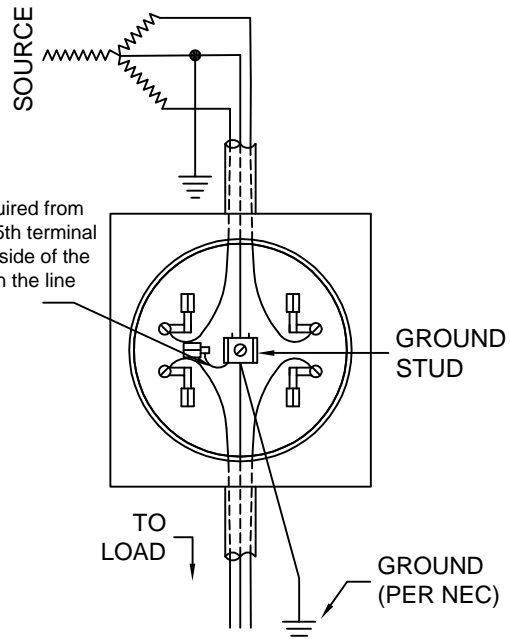
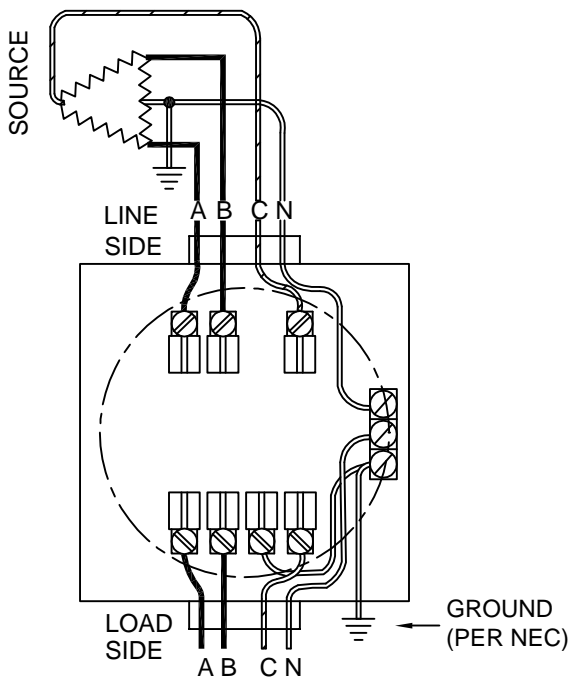


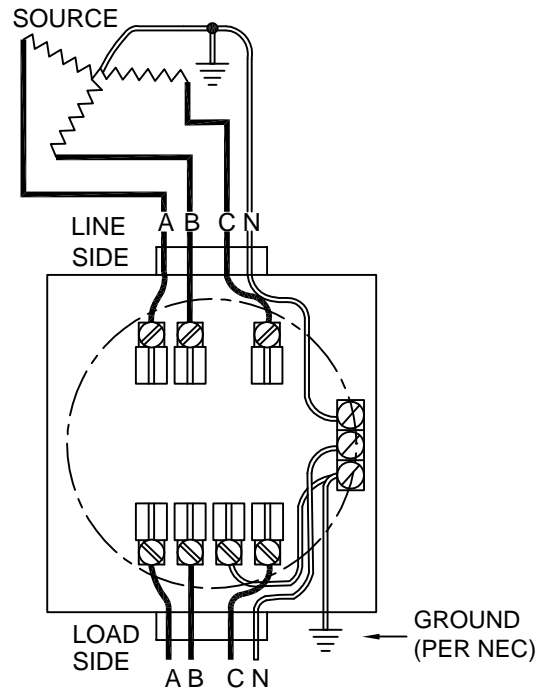
TYPE S DETACHABLE
3 WIRE SINGLE PHASE 120/240 VOLTS



TYPE S DETACHABLE
3 WIRE SINGLE PHASE 120/208 WYE VOLTS



THREE PHASE 4 WIRE DELTA
120 / 240 VOLTS



THREE PHASE 4 WIRE WYE
120 / 208 or 277/480 VOLTS

NOTES:

1. Ungrounded Conductor with the Higher Voltage to Ground (Phase marked C) must be marked orange (NEC 110.15 & 230.56).
2. All sockets, except residential single phase less than 320 Amps, shall have a manual mechanical gang operated bypass switch.
3. Load and supply wires shall not cross in the meter socket (11.1.2.7)

ENTERGY SERVICES, INC.	
WIRING DIAGRAM CONNECTIONS FOR OVERHEAD SELF CONTAINED METERS	
APPROVED BY: JDS	DATE: JUNE 1999
CHECKED BY: LKE	SCALE: NONE
DRAWN BY: CMS	
No. SS11.8-1	
PLOT 1=1	SH. 1 OF 2

2	3/08	UPDATED: CUSTOMER INSTALLATION STANDARDS TEAM	DAT	
1	4/02	UPDATED: CUSTOMER INSTALLATION STANDARDS TEAM	DAT	
NO.	DATE:	REVISION	BY:	APPR:

